



DRPT Monthly Director's Report

June 2026



Growing Ridership & Relationships

- **Statewide Transit**

- March 2026 ridership was 13.8M, the same level as March 2025. See slide 9 for more details.

- **Virginia Breeze**

- March 2026 Virginia Breeze ridership was 7,360. Ridership was lower than March 2025, likely due to a later spring break. See Slide 11 for more details.
- As part of the Virginia 250 celebrations, DRPT is promoting 50% off Virginia Breeze fares for any trip during the Juneteenth and Independence Day weekends (June 19-21 and July 2-5). The booking window runs from June 8-July 1.

- **Transit Service Delivery Advisory Committee**

- TSDAC met on June 2 to continue discussions about recommended updates to the MERIT and TRIP programs.

- **Industry Engagement**

- On June 5, Director Zimmerman and Deputy Director Fye participated in panels for state agencies at the Intelligent Transportation Society of Virginia's Annual Conference in Richmond.
- On June 24, Director Zimmerman will present on a webinar to the Virginia Association of Counties, providing a DRPT 101 and updates on key initiatives, along with a Q&A.

DRPT in the News

Public Engagement

- **Bike Month & May Bike Month Challenge**

- On May 1, Secretary Donohue and Director Zimmerman joined Richmond Mayor Avula and First Gentleman Spanberger for the launch of Richmond Bike Month.
- The City of Charlottesville won the inaugural Bike Month Challenge, which encouraged residents of the participating cities to bike to work throughout the month of May and record their trips on the ConnectingVA App.
- The friendly competition included Richmond, Charlottesville, Roanoke, Newport News, Williamsburg, Virginia Beach, and Culpeper. The city or town with the most trips taken (not miles travelled) won bragging rights and participating mayors received a “golden” helmet.

- **DRPT Virtual Six-Year Improvement Program Hearing**

- On May 27, DRPT hosted a virtual Six-Year Improvement Program meeting, allowing members of the public who were unable to attend the construction district meetings to provide public comment. Nearly 150 people registered for the event.

Virginia Transit Association Annual Conference

- On May 19 and 20, the Virginia Transit Association held its Annual Conference and Bus Expo in Fredericksburg.
- Lieutenant Governor Hashmi delivered the special keynote closing speech.
- DRPT staff provided several presentations, updating the transit community on the ongoing TSDAC review of MERIT and TRIP, insights from the Coordinated Human Service Mobility Plan, as well as rolling stock challenges and cooperative procurement.



Celebrating our Partners

Milestones from Across the Commonwealth

- On May 22, Hampton Roads Transit held a ribbon cutting at the Virginia Aquarium and Marine Science Center for the re-launching of the Wave Trolley's 42nd year of operations along the Virginia Breeze oceanfront.
 - Additionally, HRT cut the ribbon on four new trolleys to modernize the fleet.
- On May 28, Hampton Roads Transit's board approved a System Optimization Plan (SOP).
 - The SOP right-sizes the HRT network, reducing low-performing routes and reallocating operators to increase service on routes with higher demand.
 - The SOP also utilizes microtransit to fill in the gaps in the network, while also improving frequencies on the 757 Express routes.
 - The changes will happen in phases starting in May 2027.



Transform Rail 2.0

DRPT Rail Update

- **Statewide Rail Plan**

- As part of the Virginia Statewide Rail Plan update, DRPT hosted stakeholder meetings for the business/economic development community and the rail industry on May 26 and for the local transit agency community on May 28.
- A Rail Plan Virtual Public Meeting was held the evening of June 1. Over 200 people registered to attend.
- DRPT presented updates to the several organizations: VPRA Board; Virginia Rail Policy Institute Board; and Virginians for High-Speed Rail (VHSR). DRPT will present during a VHSR Webinar on June 29.
- A second round of surveys, stakeholder meetings, and a second virtual public meeting are planned for late summer.

- **Federal Funding and Technical Assistance**

- Federal Railroad Administration opened its Consolidated Rail Infrastructure and Safety Improvements (CRISI) and Rail Crossing Elimination (RCE) programs for applications.
- DRPT is providing technical assistance to the Hampton Roads Transportation Planning Organization's applications to both programs.
- DRPT and VPRA also provided letters of support to Chesterfield County's application to the RCE Program for its Curtis Street project, which is a project included in the Richmond to Raleigh Tier II EIS.

- **Site Visits**

- DRPT conducted DRPT grant-funded project completion inspections for Buckingham Branch Railroad's Millboro and Lick tunnel improvements, its Charlottesville Yard project, and the South Anna siding project, which added approximately 3,500 feet of new siding track in Hanover County.

Expanding Freight Rail and Jobs in Norfolk

Fairwinds Terminal Services LLC, RIA

- Fairwinds is a veteran-owned, Virginia-based company that is revitalizing a 131-acre waterfront facility, formerly Lamberts Point Docks, in Norfolk.
- Fairwinds targets defense, energy, and niche non-containerized dry cargo markets with a focus on operations that require moving big and heavy components for third parties on a water-to-rail or rail-to-water basis.
- Fairwinds has applied for Rail Industrial Access (RIA) grant funds in the amount of \$750,000 to rehabilitate 12,000 feet of track to serve this facility.
 - Fairwinds' total capital investment in the facility is estimated at \$200M.
 - Fairwinds is also launching railcar transloading at this site to move products between local container terminals and the mid-west.
 - The grant will help support the creation of 250 new jobs and divert 1,054 trucks from Virginia highways per year.



Transforming Rail in Virginia

Virginia Passenger Rail Authority Updates

- **Long Bridge Project**

- The North Package contractor is constructing a major rail support wall which will enable upcoming phases of track shifts to construct the new rail bridge over Maine Avenue SW in D.C.
- The South Package contractor has completed construction access bulkheads on the Virginia and DC shores of the Potomac River that will be used to launch equipment and materials onto barges, allowing safe and efficient movement on and off the water.

- **King & Commonwealth Bridges**

- CTB members visited the Alexandria Station and King & Commonwealth bridges project, where major bridge work is currently underway. As of June 1, the second of three weekend jump span installations outages is in progress. The third weekend installation will occur later in June.

- **New River Valley Passenger Rail Project**

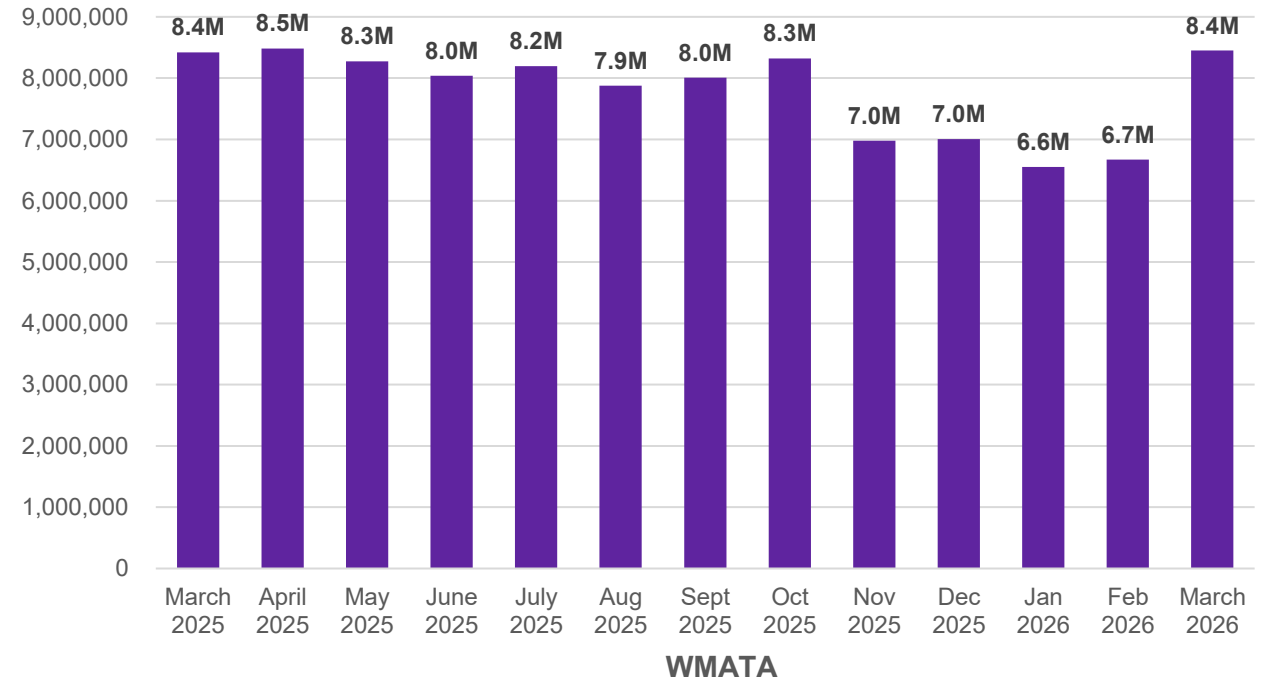
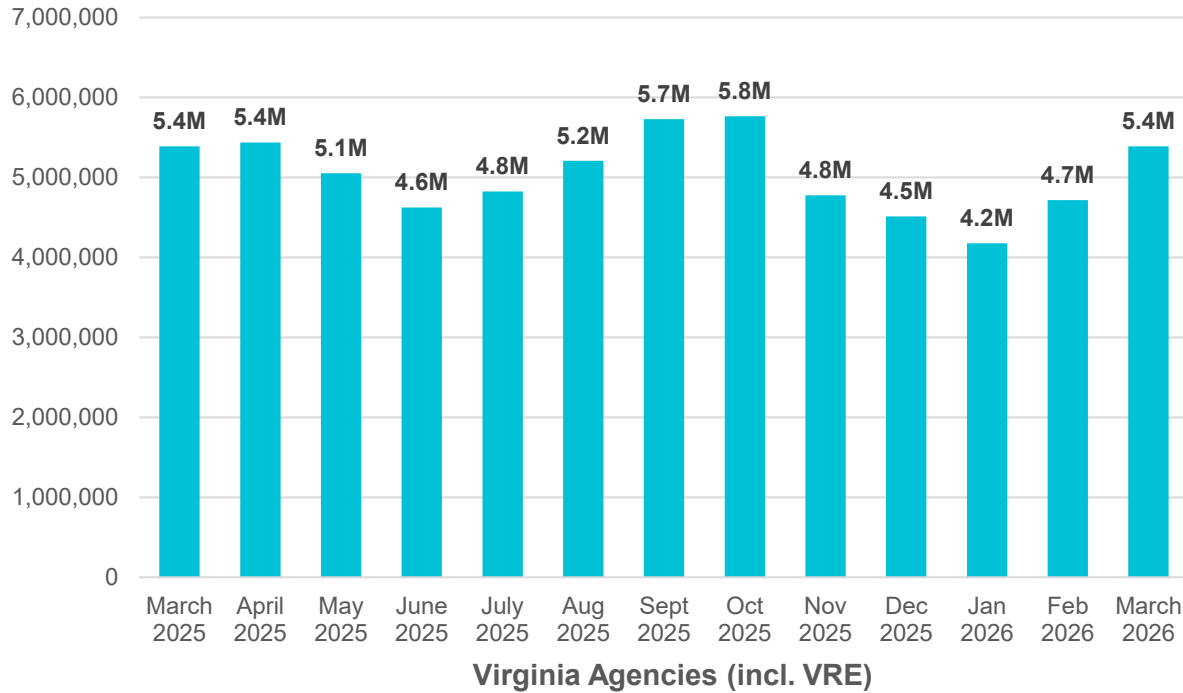
- At the station site in Christiansburg, construction of the high-level passenger platform is progressing; 300 linear feet of concrete for the platform walls has been poured for the 960-footlong platform.
- At the layover facility in Radford, crews are installing ballast in the tracks that were previously installed for this project; the ballast will secure the tracks in place. Norfolk Southern completed a switch/turnout that connects the layover tracks to the mainline tracks.

- **Sidings Projects**

- VPRA and CSX are designing several sections of third track Sidings up and down the rail corridor paralleling I-95. These Sidings will relieve congestion and improve operational fluidity and also enable new service upon completion of TRV projects.
- VPRA staff briefed the VPRA Board of Directors about the design status of the sidings at the May 21 Board Meeting. 30% designs will be submitted throughout Summer 2026.

Statewide Transit Ridership

Statewide Transit Ridership – March 2025 to March 2026

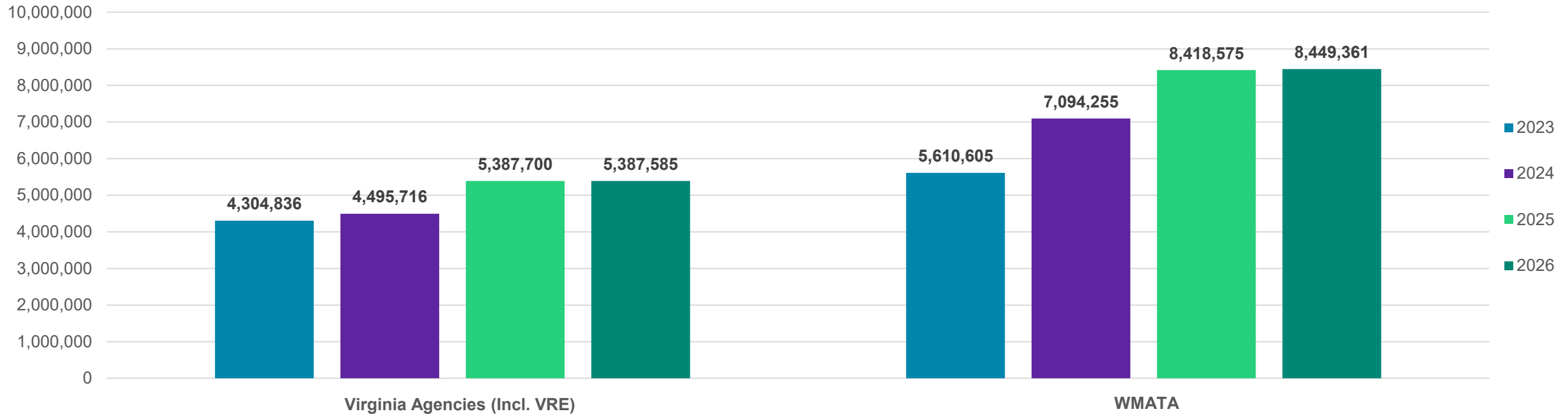


Agencies	March 2025	April 2025	May 2025	June 2025	July 2025	Aug 2025	Sept 2025	Oct 2025	Nov 2025	Dec 2025	Jan 2026	Feb 2026	March 2026	Total*
Virginia Agencies	5,387,700	5,437,004	5,053,320	4,624,290	4,826,487	5,208,249	5,729,123	5,765,456	4,774,932	4,513,370	4,175,539	4,715,787	5,387,585	60,211,142
WMATA	8,418,575	8,483,804	8,272,850	8,038,628	8,197,440	7,877,904	8,005,759	8,320,907	6,977,427	7,005,271	6,551,481	6,668,660	8,449,361	92,849,492
Total	13,806,275	13,920,808	13,326,170	12,662,918	13,023,927	13,086,153	13,734,882	14,086,363	11,752,359	11,518,641	10,727,020	11,384,447	13,836,946	153,060,634

*Last 12 Months

Statewide Ridership Comparison: March Year-to-Year

Ridership Comparison: Year-to-Year
2023 – 2026



Mode	2023	2024	2025	2026	2026 vs 2023	2026 vs 2024	2026 vs 2025
Virginia Agencies	4,304,836	4,495,716	5,387,700	5,387,585	25%	20%	0%
WMATA	5,610,605	7,094,255	8,418,575	8,449,361	51%	19%	0%
Total	9,915,441	11,589,971	13,806,275	13,836,946	40%	19%	0%

Virginia Breeze Ridership – March

In March 2026, ridership on VA Breeze routes totaled 7,360 which was:

- 257% higher than original estimates, and
- 9% lower than March 2025

In March 2026, the VA Breeze contributed to a reduction of 355 metric tons of CO₂ equivalent emissions.

Valley Flyer:

- Ridership – 4% lower than March 2025
- Farebox Rev. – 7% lower than March 2025

Piedmont Express:

- Ridership – 28% lower than March 2025
- Farebox Rev. – 30% lower than March 2025

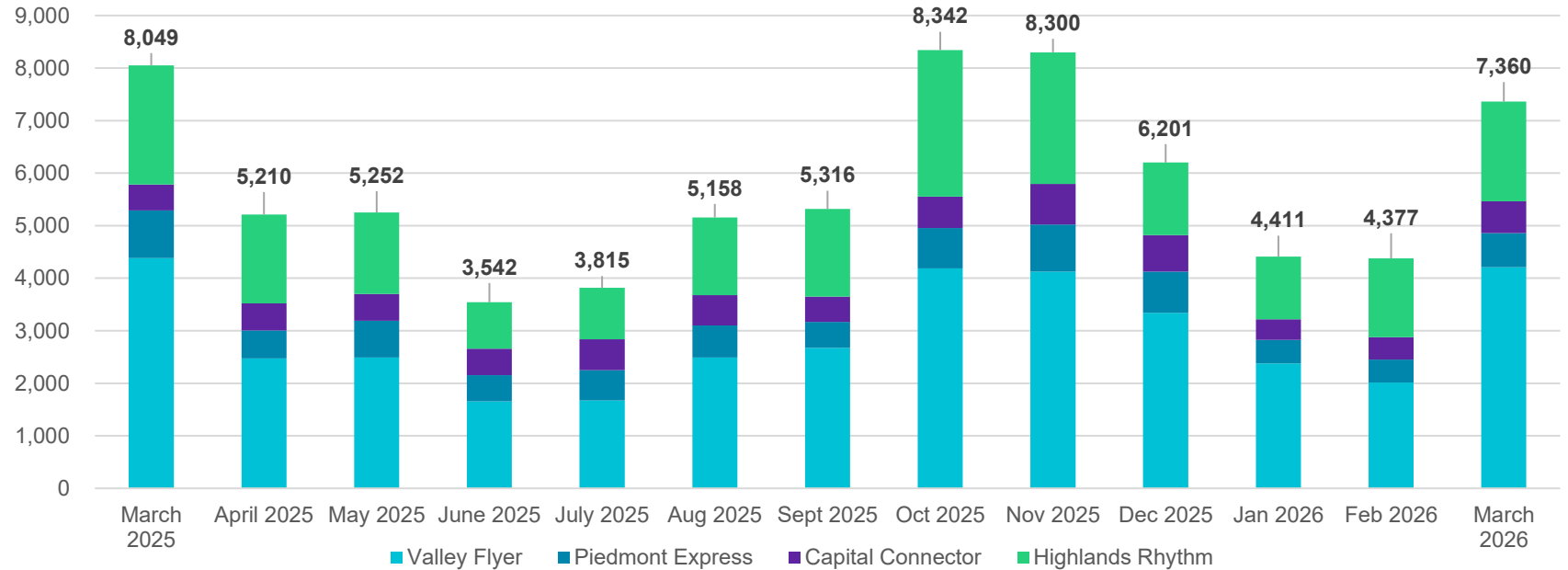
Capital Connector:

- Ridership – 23% higher than March 2025
- Farebox Rev. – 11% higher than March 2025

Highlands Rhythm:

- Ridership – 16% lower than March 2025
- Farebox Rev – 16% lower than March 2025

Virginia Breeze Ridership by Route – March 2025 to March 2026



Route	March 2025	April 2025	May 2025	June 2025	July 2025	Aug 2025	Sept 2025	Oct 2025	Nov 2025	Dec 2025	Jan 2026	Feb 2026	March 2026	Total*
Valley Flyer	4,385	2,475	2,489	1,655	1,675	2,493	2,676	4,189	4,124	3,344	2,377	2,012	4,211	33,720
Piedmont Express	908	531	702	499	577	606	490	767	895	781	451	440	650	7,389
Capital Connector	490	513	508	504	585	581	484	598	778	694	389	424	602	6,660
Highlands Rhythm	2,266	1,691	1,553	884	978	1,478	1,666	2,788	2,503	1,382	1,194	1,501	1,897	19,515
All Routes	8,049	5,210	5,252	3,542	3,815	5,158	5,316	8,342	8,300	6,201	4,411	4,377	7,360	67,284

*Last 12 Months

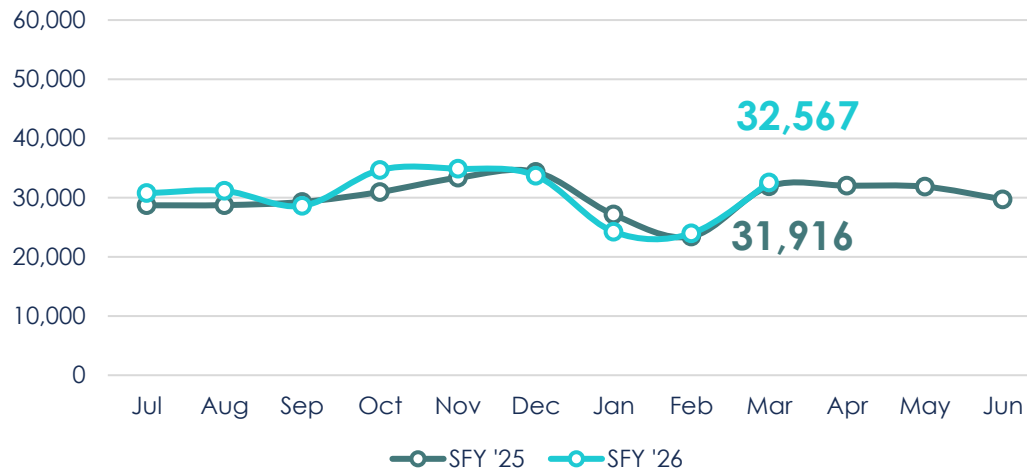
Virginia-Supported Monthly Ridership SFY '26 vs. SFY '25

Select weekend trains operated daily 2/14 – 3/17 due to construction cutover work for the [Portal North Bridge](#) on the NEC.

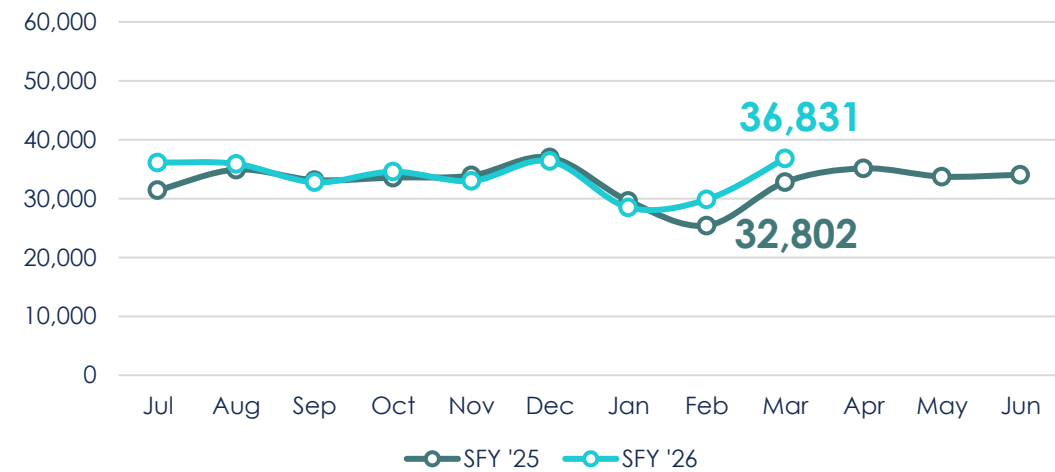
Express buses chart displays both Hampton Roads and Richmond area ridership.

Express bus ridership breakout on Slide 11.

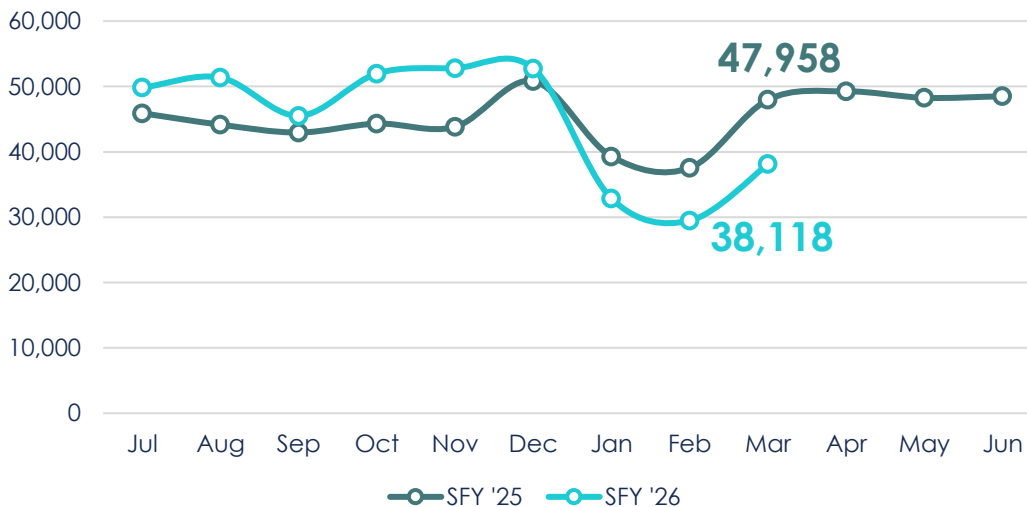
Route 46: Roanoke (+2.0%)



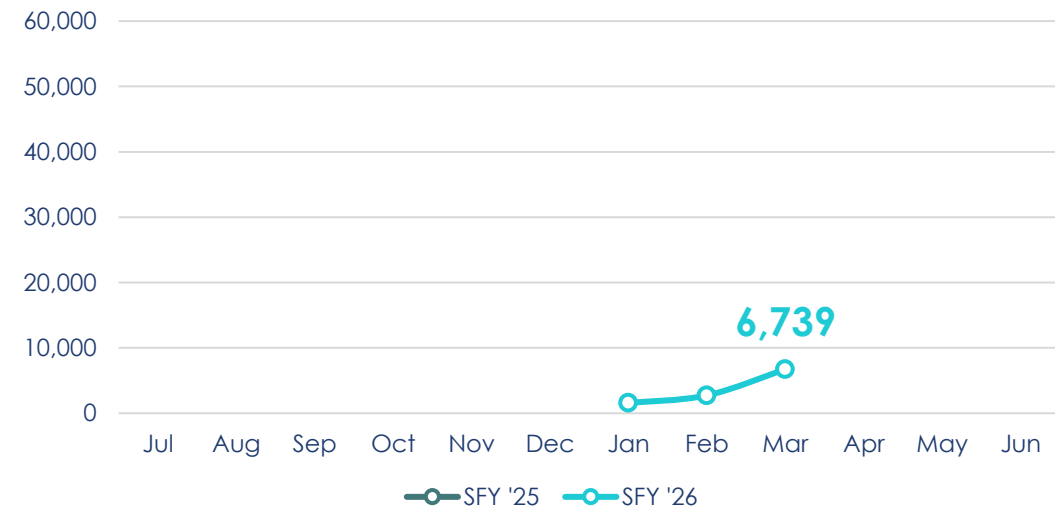
Route 47: Newport News (+12.3%)



Route 50: Norfolk (-20.5%)

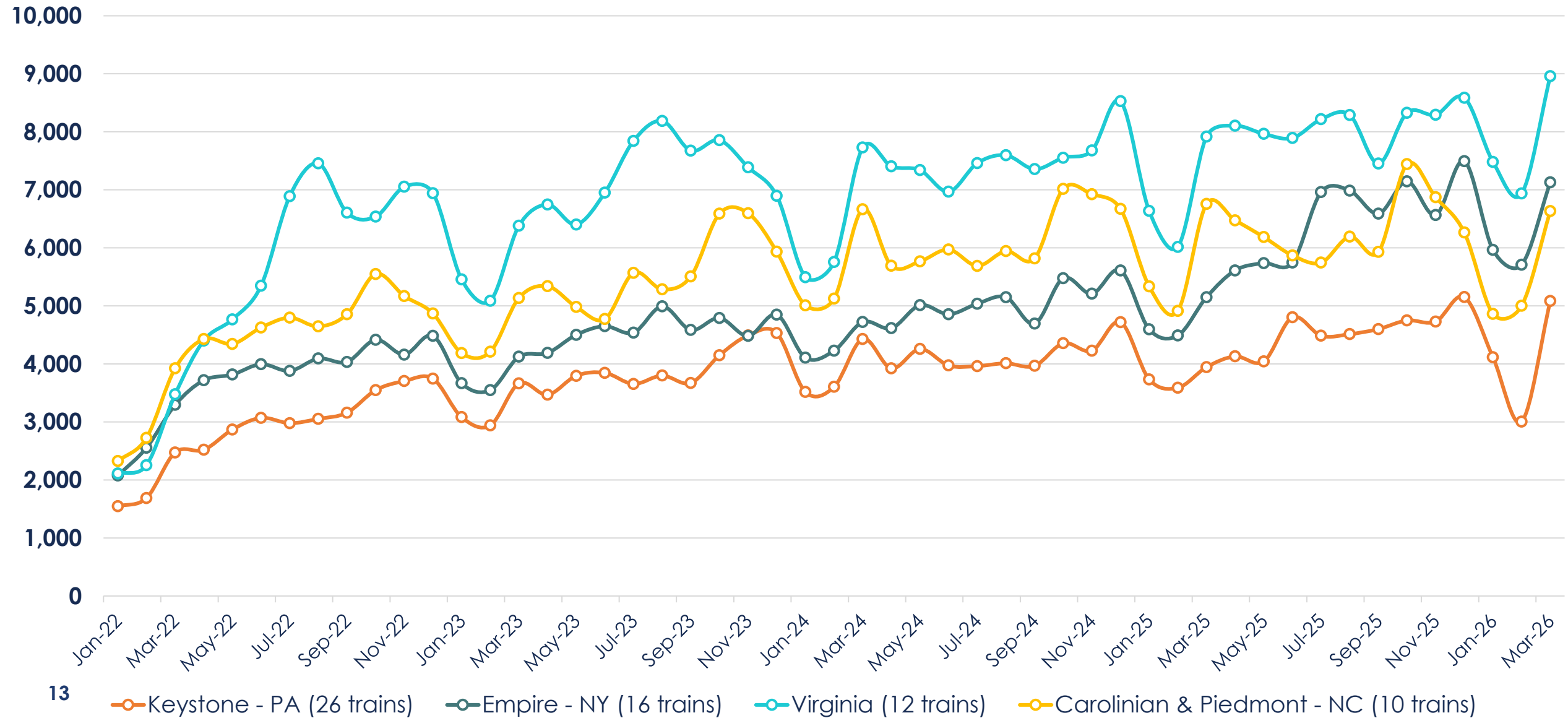


D.C. Express Buses



Virginia & Comparable State-Supported Service Ridership

Normalized: Monthly Ridership ÷ Daily Trains



DRPT FY26 Budget Q2 Update

DRPT Financials

Schedule of Budget vs. Actual
As of December 31, 2025
(\$ in Millions)

	Adopted FY 2026	Actual 12/31/2025	Remaining Balance	Percentage Remaining
Public Transportation Programs				
Operating Assistance	\$ 164.3	\$ 65.6	\$ 98.7	60.1%
Capital Assistance	213.2	67.4	145.8	68.4%
Special Programs	9.4	4.0	5.4	57.4%
Ridership Incentive Programs	77.2	11.7	65.5	84.8%
VRE Assistance	17.4	8.7	8.7	50.0%
WMATA Assistance	364.6	212.6	152.0	41.7%
Total	846.1	370.0	476.1	56.3%
Commuter Assistance Programs	7.3	9.3	(2.0)	-27.4%
Human Service Transportation Pgm	6.7	3.6	3.1	46.3%
Planning, Regulation, & Safety Pgm	6.7	2.7	4.0	59.7%
WMATA Dedicated	154.5	77.2	77.3	50.0%
Total Transit Programs	1,021.3	462.8	558.5	54.7%
Rail Assistance Programs				
Rail Preservation Programs	7.7	2.4	5.3	68.8%
Rail Industrial Access	2.7	1.1	1.6	59.3%
Freight Rail and Rail Planning Programs	23.2	6.0	17.2	74.1%
Total Rail Programs	33.6	9.5	24.1	71.7%
Administrative Expenses	19.9	9.5	10.4	52.3%
Agency Total before VPRA	\$ 1,074.8	\$ 481.8	\$ 593.0	55.2%
VPRA Recurring Payments	192.3	88.6	103.7	53.9%
Agency Total	\$ 1,267.1	\$ 570.4	\$ 696.7	55.0%

DRPT Q2 Resources & Commitments

Schedule of Resources and Commitments

As of December 31, 2025

(\$ in Millions)

	12/31/2025			12/31/2024
	Rail	Transit	Total	Total
Resources				
Cash	\$ 62.3	\$ 574.3	\$ 636.6	\$ 624.0
Estimated Revenues - FY 2026	8.0	378.3	386.3	337.6
Accounts Receivable	-	7.9	7.9	3.3
Bonds Receivable	-	-	-	0.6
Anticipated Bond Proceeds	9.5	17.6	27.1	31.6
Anticipated Reimbursement - VDOT	-	223.0	223.0	151.1
Anticipated Reimbursement - VPRA	8.6	-	8.6	9.3
Anticipated Reimbursement - DEQ	-	6.5	6.5	7.3
Anticipated Reimbursement - Federal	40.1	99.7	139.8	158.8
Total Resources (A)	128.5	1,307.3	1,435.8	1,323.6
Commitments				
Transit & TDM Commitments	-	1,121.9	1,121.9	1,036.8
Rail Commitments	107.5	-	107.5	123.1
VPRA Commitments	15.5	-	15.5	12.0
Total Commitments (B)	123.0	1,121.9	1,244.9	1,171.9
Funds Available	\$ 5.5	\$ 185.4	\$ 190.9	\$ 151.7



Follow Us

DRPT.Virginia.gov

Stay Connected on Social Media

